

PRODUCT SPECIFICATION SHEET

MAGNA CG8-F-HP

STRONG ACID CATION

HIGH-PURITY GRADE
FINE MESH POLYSTYRENIC GEL
8% CROSSLINKED
SODIUM FORM

ResinTech CG8-F-HP is a high purity fine mesh strong acid cation resin in sodium form. It is amber in color and made with an 8% cross-linked gel. The HP (high purity) designation means it is Gold Seal Certified by the WQA for use in potable water applications. CG8-F-HP is intended for potable water softening applications that have high levels of iron in the feedwater and where resin bed depth is less than ideal.

APPLICATIONS

- Iron Removal - Residential
- Softening - Municipal
- Softening - Residential

TYPICAL PROPERTIES & PHYSICAL CHARACTERISTICS

Polymer Matrix	Styrenic Gel
Ionic Form	Sodium
Functional Group	Sulfonic Acid
Physical Form	Spherical Beads
Particle Size	30 to 50 US Mesh (297 - 595 µm)
% < 50 mesh (300µm)	< 30%
Minimum Sphericity	93%
Uniformity Coefficient	1.4
Reversible Swelling	Na to H 5% to 9%
Temp Limit	280°F (138°C)
Capacity (meq/mL)	2.0
Moisture Retention	42% to 52%
Shipping Weight	49 - 51 lbs/ft ³ (785 - 817 g/L)
Color	Amber
Regenerability	Yes

CERTIFICATIONS

- WQA Gold Seal
- Kosher Certified



Revision 1.0
© 2020 ResinTech, Inc.

PACKAGING OPTIONS

- 1 ft³ bags
- 1 ft³ boxes
- 1 ft³ drums
- 7 ft³ drums
- 42 ft³ supersacks

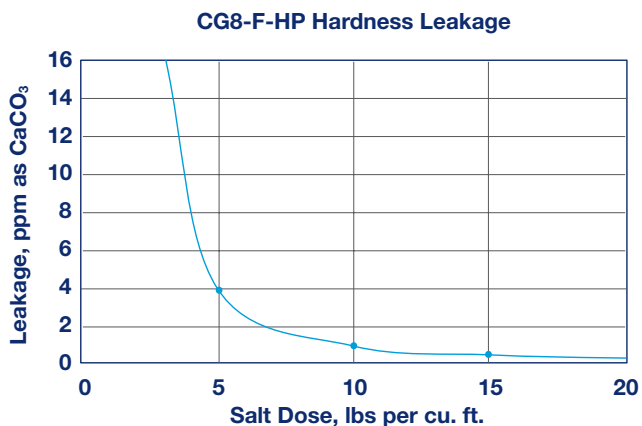
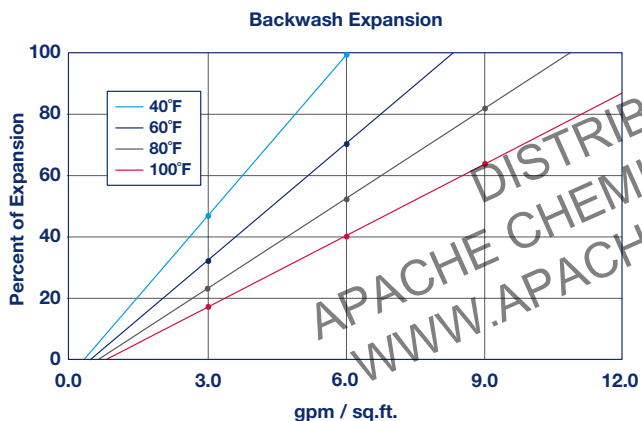
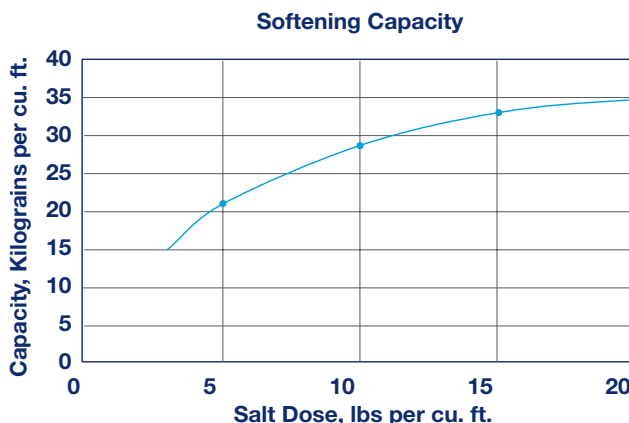
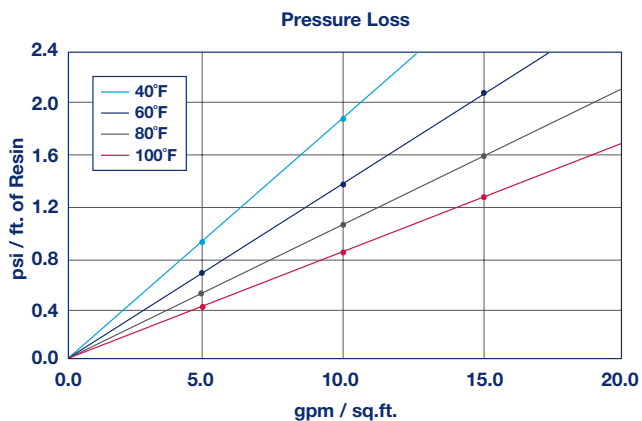


MAGNA

CG8-F-HP

STRONG ACID CATION

HIGH-PURITY GRADE
FINE MESH POLYSTYRENIC GEL
8% CROSSLINKED
SODIUM FORM



Capacity and leakage data are based on the following: 2:1 Ca:Mg ratio, 500 ppm TDS as CaCO₃, 0.2% hardness in the salt and 10% brine concentration applied co-currently through the resin over 30 minutes. No engineering downgrade has been applied.

SUGGESTED OPERATING CONDITIONS

Maximum continuous temperature	280°F
Sodium form	
Minimum bed depth	24 inches
Backwash expansion	25 to 50 percent
Maximum pressure loss	25 psi
Operating pH range	0 to 14 SU
Regenerant Concentration	
Hydrogen cycle	5 to 10 percent HCl
Hydrogen cycle	1 to 8 percent H ₂ SO ₄
Salt cycle	10 to 15 percent NaCl
Regenerant level	4 to 15 lbs./cu.ft.
Regenerant flow rate	0.5 to 1.5 gpm/cu.ft.
Regenerant contact time	>20 minutes
Displacement flow rate	Same as dilution water
Displacement volume	10 to 15 gallons/cu.ft.
Rinse flow rate	Same as service flow
Rinse volume	35 to 60 gallons/cu.ft.
Service flow rate	1 to 10 gpm/cu.ft.

Note: These guidelines describe average low risk operating conditions. They are not intended to be absolute minimums or maximums. For operation outside these guidelines, contact ResinTech Technical Support